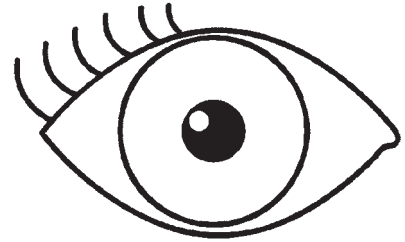




Name _____



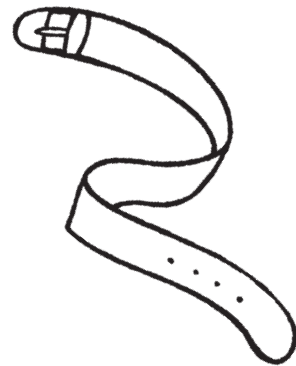


Instructions: Have students cut out the pictures and place them in the correct order. Pictures can be glued to a separate piece of paper or sent home in a small plastic bag to sequence the events of the story at home.

Name _____



THREE BABY BIRDS • LEVEL B • 2

Bb



SKILL: INITIAL CONSONANT Bb

Instructions: Name the pictures in each row with students. Have students color the pictures whose names begin with the /b/ sound. Then have them write the letter *Bb* on the line under the pictures whose names begin with the /b/ sound.

Name _____

- ① The bird flies.
- ② We sleep in beds.
- ③ Jon runs on the street.
- ④ The pig plays in mud.
- ⑤ The class reads a book.



Instructions: Read the sentences with students. Have them circle the verb in each sentence. Then have students think of a new verb. Have them write that verb in the box and draw a picture that illustrates the verb.