

# Realistic Fiction Fun!

Graphic Organizers

for Primary  
Grades

**FREE!**



# Create a Character!



Your Name: \_\_\_\_\_

Fill in the details about your character.

What is your character's name?  
\_\_\_\_\_

Circle:


Girl

or

Boy



What does your character look like?



Eye Color \_\_\_\_\_

Hair Color \_\_\_\_\_

How old is your character? \_\_\_\_\_

What are your character's favorite clothes to wear?  
\_\_\_\_\_  
\_\_\_\_\_  
\_\_\_\_\_

Draw your character.

# Get to Know Your Character!

Your Name: \_\_\_\_\_

Fill in the details about your character. Add any extra details on the blank lines. Draw your character doing some of his or her favorite things in the box below.

## What does your character like to do?

Favorite Game \_\_\_\_\_ Favorite Sport \_\_\_\_\_

Favorite Book \_\_\_\_\_ Favorite Food \_\_\_\_\_

Favorite Color \_\_\_\_\_ Favorite Toy \_\_\_\_\_



# Describe Your Character!

Your Name: \_\_\_\_\_

Fill in the details about your character below. Circle any words that describe your character.

What kind of person is your character?

funny shy kind nervous brave

hard-working friendly smart

polite loud silly a good friend

creative happy helpful

good listener not a good listener

What other words describe your character?

---

---

---

---

# Tell About Your Character!

Your Name: \_\_\_\_\_

What does your character not like to do?  
Why?



---

---

---

---

---

# Zoom in on Your Character!

Your Name: \_\_\_\_\_

What does your character want to learn  
how to do or learn more about?



---

---

---

---

---



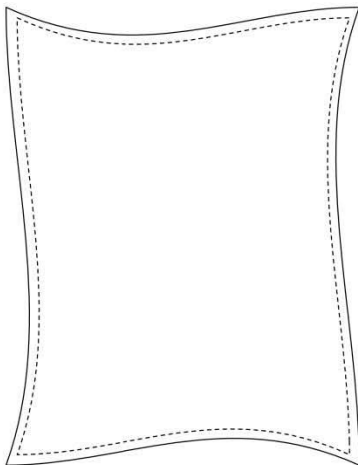






---

# Meet the Family!



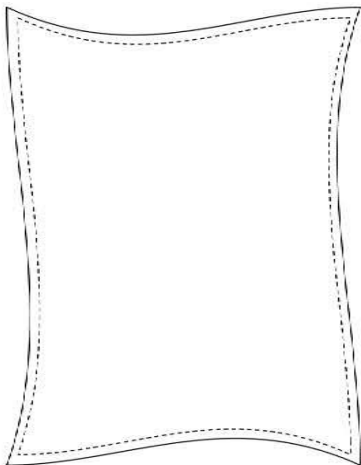

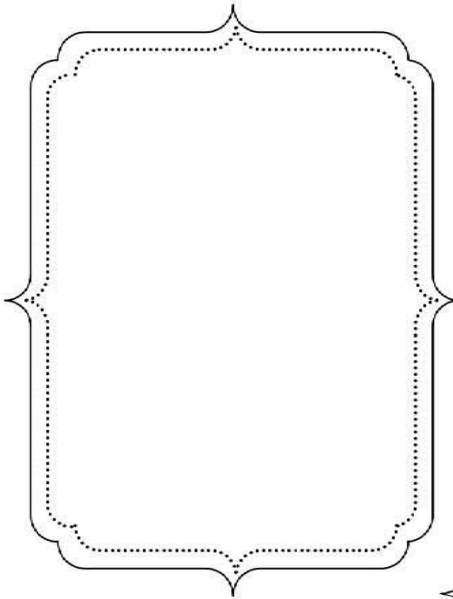




# Meet the Friends!

Name: \_\_\_\_\_

Draw and label your character's family members and friends. If you need more room work on the back side of this paper.



# More Friends & Family!








# Problems for Your Character

Name: \_\_\_\_\_

Make a list of as many realistic problems as you can. Think about problems you have experienced.

## Realistic Problems

-----	-----
-----	-----
-----	-----
-----	-----
-----	-----
-----	-----
-----	-----

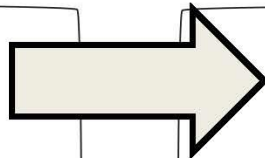


# Solve Those Problems!

Name: \_\_\_\_\_

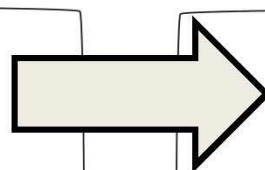
Choose four of the problems from your list. Write and draw about the problem and how the problem could be solved.

Problem



Solution

Problem



Solution

# Plan Your Story!

Name: \_\_\_\_\_

1. Set the scene and introduce your character.

---

---

---

---

2. Introduce the problem.

---

---

---

---

3. Add details to the problem. It gets worse!

---

---

---

---

4. The problem gets even worse!

---

---

---

---

5. The problem gets solved.

---

---

---

---

# Credits

- \*Kylie Healey Designs
  - \*Font Squirrel
  - \*Adobe
- \*The Clip Art Factory
- \*Fancy Dog Studios
  - \*May PL Art
- \*Fudgy Brownies
- \*Teaches Third in Georgia
- \*Cupcake For The Teacher



# THANK YOU!

I hope you and your students enjoy these activities! If so, please consider leaving me feedback. Check out my website for more freebies!

[happyteacherhappykids.com](http://happyteacherhappykids.com)